

PRODUCT SPECIFICATIONS

LED Light Engine 2-step MacAdam ellipse binning • 2700K, 3000K, 3500K, or 4000K CCTs available with 80 CRI minimum • 2700K and 3000K also available with 90 CRI and 95 CRI minimum (R9>90).

Quiet, Glare-free Ceiling 45° visual cutoff to source and source image.

Modular Optics Available with 12°, 24°, 35° and 50° field interchangeable optics • 20°, 30°, 40°, 45° and 60° FWHM can be achieved with diffusing films and 12° optic • Patented (US Patent 8,950,911) auto-adjusting optic holder maximizes efficiency by maintaining optimal LED optic position • AX3 A accommodates three (3) beam control lenses and/or filters • AX3 LPA accepts two (2) beam control lenses and/or filters.

Adjustability Acu-Aim™ precision geared hot-aiming achieves 370° rotation, 45° tilt • Optimized center beam optics translates light engine forward as it is aimed off nadir, ensuring maximum light and low brightness.

Reflector .040" aluminum angle-cut reflector in black specular Alzak finish shields housing interior.

Trims Styles Self Flanged and flangeless reflectors are available • Must specify FMA3 (gypsum) or SFM3 (wood/stone/tile) option for flangeless installations.

LED Driver Accommodates 120-277V input and multiple control protocols • For a list of compatible dimmers, refer to [ACULUX3-DIM](#) • Power Factor > 0.9 • Field replaceable from below ceiling.

Life Rated for 50,000 hrs at 70% lumen maintenance.

Buy American Act This product is assembled in the USA and meets the Buy America(n) government procurement requirements under FAR, DFARS and DOT regulations. Please refer to www.acuitybrands.com/buy-american for additional information.

Warranty - 5YR 5-year limited warranty. This is the only warranty provided and no other statements in this specification sheet create any warranty of any kind. All other express and implied warranties are disclaimed. Complete warranty terms located at: www.acuitybrands.com/support/warranty/terms-and-conditions

Codes/Labels UL and cUL listed for through branch wiring, damp locations • Meets energy code Air Leakage requirements per ASTM E283 • ENERGY STAR® certified with select trims and housings • Can be used to comply with Title 24, Part 6 with select trims and housings • ICAT housings are rated for direct contact with insulation • AX3 08LM/12LM (ICAT option) are compatible with spray foam insulation with an R-Value of 3.7 per inch or less • Union made.






A+ Capable options indicated by this color background.

3" LED RECESSED ADJUSTABLE NEW CONSTRUCTION

BEVEL

AX3/3ABV

800 - 3000 LUMEN



Flanged

Flangeless (Gypsum)

Flangeless (Wood/Stone/Tile)

New Construction Mounting Features patented (US Patent 8,038,113) Pro-VI™ bar hanger system • All fixtures except for 25LM ICAT also feature vertically adjustable mounting brackets (butterfly brackets) • Centerline indicators on plaster frame and patented (US Patent 8,277,090) Tru-Line™ Platform featuring +/- 1/2" translation aids fixture alignment after installation, prior to drywall.

Housing Styles Universal housings are compatible with downlight, adjustable, and wall wash trims.

Junction Box Rated for 4 No. 12 AWG 90° C through branch circuit conductors and includes (6) 1/2", (1) 3/4", and (4) Non-metallic sheathed cable knock-outs • Push-in electrical connectors for field connections.

Ceiling Thickness 1/2" - 1 5/8" ceiling

Note: Actual performance may differ as a result of end-user environment and application.

All values are design or typical values, measured under laboratory conditions at 25 °C. Specifications subject to change without notice.

ORDERING INFORMATION

Example: AX3 A G4 T2LM 30K 80CRI 24D FPC 120 ICAT 3ABV BS WHSF

Housing Style	Lumens	CCT	CRI	Beam	Driver	Voltage ³	Options
AX3 A G4 New Construction Universal ADJ/DL/WW	08LM 800 Lumens	27K 2700K	80CRI	12D 12° beam	GZ1 0-10V, 1% dim	120	CP ⁴ Chicago Plenum
	12LM 1200 Lumens	30K 3000K	90CRI ²	24D 24° beam	EZ1 eldoLED 0-10V, 1% dim	277	ICAT ⁵ IC, Air-Tight
AX3 LPA G4 Low Profile Universal ADJ/DL/WW	15LM 1500 Lumens	35K 3500K	95CRI ²	35D 35° beam	EZB eldoLED 0-10V, <1% dim	MVOLT (120-277)	NLIGHT ⁶ nLight dimming pack controls
	20LM 2000 Lumens	40K 4000K		50D 50° beam	FPC Phase cut dimming, 5% dim		
	25LM 2500 Lumens				ECOS2 Lutron Hi-Lume 2-wire forward phase, 1% dim		
	30LM ¹ 3000 Lumens				ECOD Lutron Hi-Lume EcoSystem, 1% dim		
					EDXB eldoLED DMX, <1% min		
					EDAB eldoLED DALI, 1% min		

Trim Style	Reflector Finish	Flange Style / Finish	Environment	Ceiling Installation
3ABV Bevel	BS Black Specular	FLANGED BLSF Black painted Trim WSHF White painted Trim FLANGELESS ⁷ BLFM Black Flangeless WHFM White Flangeless	WET Wet location (Solite Lens)	FLANGED Ceiling ≤ .875" CTA3/125 Ceiling 0.875" - 1.25" CTA3/163 Ceiling 1.25" - 1.625" FLANGELESS, GYPSUM FMA3/087 Ceiling ≤ .875" FMA3/125 Ceiling 0.875" - 1.25" FMA3/163 Ceiling 1.25" - 1.625" FLANGELESS, WOOD/STONE/TILE ⁸ SFM3/087 (B,W) Ceiling ≤ 0.875" SFM3/125 (B,W) Ceiling 0.875" - 1.25" SFM3/163 (B,W) Ceiling 1.25" - 1.625"

Ordering Notes

¹ 30LM not available with LPA. ² 90CRI and 95CRI available on 27K and 30K only. ³ MVOLT standard on GZ1, EZ1, EZB, ECOD, EDXB, EDAB unless NLIGHT specified. Must be 120 for FPC or ECOS2. ⁴ CP available up to 20LM for LPA; available up to 25LM for A. ⁵ ICAT not available with LPA at 25LM; not available with A at 30LM. ⁶ Must specify 120 or 277 volts. NLIGHT only available with EZ1 or EZB. ⁷ Must specify FMA3 or SFM3 option. ⁸ Specify finish: B = Black, W = White.

3" LED RECESSED ADJUSTABLE NEW CONSTRUCTION BEVEL AX3/3ABV 800 - 3000 LUMEN

ACCESSORIES

Accessories		
3AXOPT/12D	12° Optic	DCCF 200 HL4250 Daylight Blue Correction Lens
3AXOPT/24D	24° Optic	DIFF 200 Diffuse Spread Lens
3AXOPT/35D	35° Optic	SOLITE 200 Uniformity Lens
3AXOPT/50D	50° Optic	UVF 200 UV Filter Lens
AF3/10	10° Diffusing Film	PRISM 200 Prismatic Lens
AF3/20	20° Diffusing Film	LSPREAD 200 Linear Spread Lens
AF3/30	30° Diffusing Film	HCLBL 200 Hexcell Louver
AF3/40	40° Diffusing Film	
AF3/50	50° Diffusing Film	
AF3/60x1	60°x1° Diffusing Film	
HB1	Real Nail 3 Bar Hangers	
HB26	26" C-Channel Bar Hangers	
HB50	50" C-Channel Bar Hangers	
LB27	27" Linear Bar Hangers	
IIS 35 HE	Up to 35W Remote Mount Micro Inverter (30LM Excluded)	

DIFFUSING FILMS

Desired FWHM	Primary Optic	Film
12°	12D	-
20°	12D	AF3/10
24°	24D	-
30°	12D	AF3/20
35°	35D	-
40°	12D	AF3/30
45°	12D	AF3/40
50°	50D	-
60°	12D	AF3/50
20°x60°	12D	AF3/60x1

To achieve the desired beam angle (FWHM), specify the following primary LED optic on the luminaire and order the diffusing film from the table below

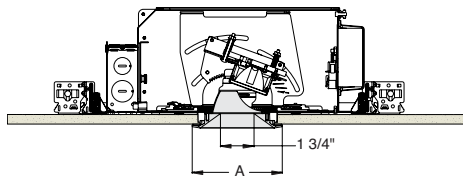
ELECTRICAL DATA

Lumen Package	08LM		12LM		15LM		20LM		25LM		30LM	
Voltage	120	277	120	277	120	277	120	277	120	277	120	277
Input Power	7.0	7.6	11.0	12.0	13.8	14.6	19.7	20.2	25.8	26.3	32.9	33.3
Input Current	0.03	0.06	0.09	0.05	0.12	0.06	0.17	0.08	0.22	0.1	0.28	0.13
Frequency	50/60Hz		50/60Hz		50/60Hz		50/60Hz		50/60Hz		50/60Hz	
Power Factor	>0.9	>0.9	>0.9	>0.9	>0.9	>0.9	>0.9	>0.9	>0.9	>0.9	>0.9	>0.9

	CCT/CRI:	80CRI 27K, 30K, 35K, 40K
	Optic:	12D, 24D, 35D, 50D
	Reflector Finish:	BS

	Construction:	ICAT
	CCT/CRI:	90CRI 27K, 30K
	Optic:	12D, 24D, 35D, 50D
	Reflector Finish:	BS

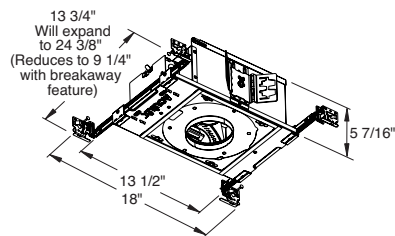
DIMENSIONS



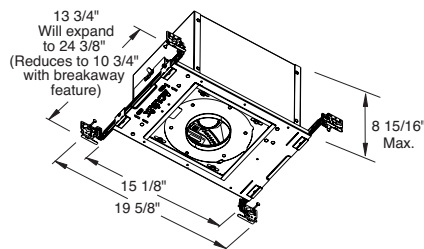
	A
Self Flanged	4 5/8"
Flangeless	3 7/8"

4 1/4" CEILING CUTOUT
(REFER TO INSTRUCTION SHEET FOR
FLANGELESS CEILING CUTOUT)

NEW CONSTRUCTION UNIVERSAL (AX3 A)

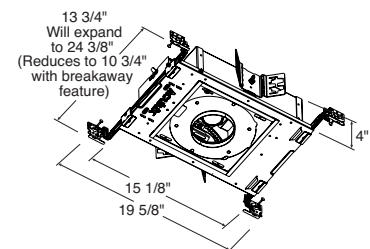


ICAT: 20LM & Less
Non-ICAT: 25LM & 30LM



ICAT: 25LM

LOW PROFILE UNIVERSAL (AX3 LPA)



ICAT: 20LM & Less
Non-ICAT: 25LM

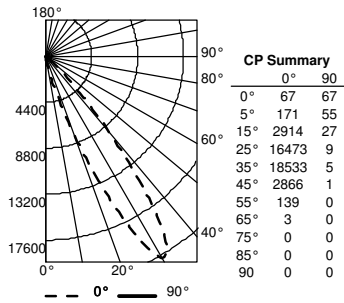
3" LED RECESSED ADJUSTABLE NEW CONSTRUCTION BEVEL AX3/3ABV 800 - 3000 LUMEN

PHOTOMETRICS

AX3 A G4 30LM 30K 80CRI 12D EZ1 MVOLT 3ABV BS

3000K LEDs, input watts: 32.6, delivered lumens: 2460, LM/W = 75, test no. PT02182807, tested in accordance to IESNA LM-79

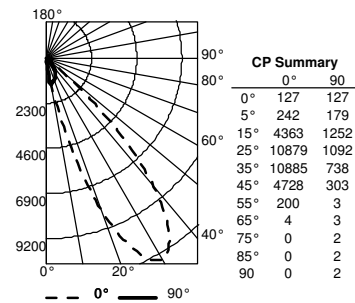
Beam Spread: 12D



AX3 A G4 30LM 30K 80CRI 24D EZ1 MVOLT 3ABV BS

3000K LEDs, input watts: 32.6, delivered lumens: 2644, LM/W = 81, test no. PT02182818, tested in accordance to IESNA LM-79

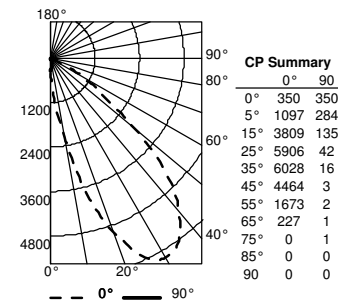
Beam Spread: 24D



AX3 A G4 30LM 30K 80CRI 35D EZ1 MVOLT 3ABV BS

3000K LEDs, input watts: 32.6, delivered lumens: 2581, LM/W = 79, test no. PT03180129, tested in accordance to IESNA LM-79

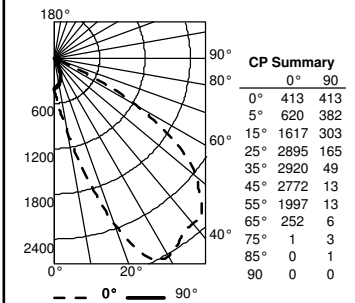
Beam Spread: 35D



AX3 A G4 30LM 30K 80CRI 50D EZ1 MVOLT 3ABV BS

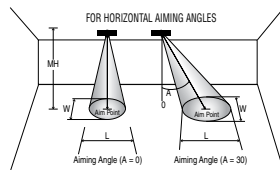
3000K LEDs, input watts: 32.6, delivered lumens: 1933, LM/W = 59, test no. PT03180140, tested in accordance to IESNA LM-79

Beam Spread: 50D

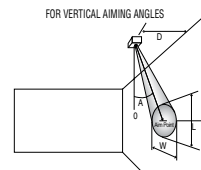


CBCP • Centerbeam candlepower
FC • Footcandles at beam center (aim point)

In vertical aiming applications, aim point (X) is determined by dividing distance from the wall (D) by the tangent of the desired aim angle (A) (0.5774 for 30°, 1.0 for 45°).



Horizontal Aiming Angles



Vertical Aiming Angles

Beam Spread	CBCP	0°			30°			30°				45°					
		MH	FC	L	W	FC	L	W	D	FC	X	L	W	FC	X	L	W
12°	22291	6	619	1.8	1.8	402	2.4	2.1	3	310	5.2	3.8	1.8	876	3.0	1.8	1.3
		8	348	2.4	2.4	226	3.2	2.8	4	174	6.9	5.1	2.4	493	4.0	2.4	1.7
		10	223	3.0	3.0	145	4.0	3.5	5	111	8.7	6.4	3.0	315	5.0	3.1	2.1
		12	155	3.6	3.6	101	4.8	4.1	6	77	10.4	7.7	3.6	219	6.0	3.7	2.5
		14	114	4.2	4.2	74	5.6	4.8	7	57	12.1	9.0	4.2	161	7.0	4.3	3.0
24°	11818	4	739	1.9	1.9	480	2.6	2.2	2	369	3.5	4.6	1.9	1045	2.0	2.0	1.3
		6	328	2.8	2.8	213	3.9	3.3	3	164	5.2	6.9	2.8	464	3.0	3.0	2.0
		8	185	3.8	3.8	120	5.2	4.4	4	92	6.9	9.1	3.8	261	4.0	4.0	2.7
		10	118	4.7	4.7	77	6.4	5.5	5	59	8.7	11.4	4.7	167	5.0	5.0	3.4
		12	82	5.7	5.7	53	7.7	6.6	6	41	10.4	13.7	5.7	116	6.0	6.0	4.0
35°	6216	4	389	2.6	2.6	252	3.6	3.0	2	194	3.5	7.8	2.6	549	2.0	3.0	1.9
		6	173	4.0	4.0	112	5.5	4.6	3	86	5.2	11.7	4.0	244	3.0	4.4	2.8
		8	97	5.3	5.3	63	7.3	6.1	4	49	6.9	15.7	5.3	137	4.0	5.9	3.7
		10	62	6.6	6.6	40	9.1	7.6	5	31	8.7	19.6	6.6	88	5.0	7.4	4.7
		12	43	7.9	7.9	28	10.9	9.1	6	22	10.4	23.5	7.9	61	6.0	8.9	5.6
50°	3028	4	189	3.2	3.2	123	4.6	3.7	2	95	3.5	12.7	3.2	268	2.0	3.9	2.3
		6	84	4.8	4.8	55	6.8	5.6	3	42	5.2	19.0	4.8	119	3.0	5.8	3.4
		8	47	6.5	6.5	31	9.1	7.5	4	24	6.9	25.3	6.5	67	4.0	7.7	4.6
		10	30	8.1	8.1	20	11.4	9.3	5	15	8.7	31.7	8.1	43	5.0	9.7	5.7
		12	21	9.7	9.7	14	13.7	11.2	6	11	10.4	38.0	9.7	30	6.0	11.6	6.9

LUMEN OUTPUT MULTIPLIERS

CCT/CRI	Multiplier		
	80CRI	90CRI	95CRI
2700K	100%	86%	65%
3000K	100%	88%	69%
3500K	105%		
4000K	107%		

Lumens	Multiplier
30LM	100%
25LM	87%
20LM	70%
15LM	50%
12LM	40%
08LM	27%